



SRGC -----

Bulb Log Diary

ISSN 2514-6114

Pictures and text © Ian Young

BULB LOG 17.....27th April 2022



Erythronium americanum and *E. revolutum*



Erythronium



It is flowering time for the Erythronium in the garden and while we have a range of different species and hybrids there are basically just variations on three main colours- pink, white and yellow. The following photo essay shows how they work in our garden.

We grow a number of species that require particular environments making them challenging to grow but the mass colourful plantings are formed by those with a tolerance to a

range of weather and ground conditions. The best pink for the garden is **Erythronium revolutum** which, if left to establish, will seed around freely.



Erythronium revolutum

Starting out with seed will ensure that your plantings are a mixture of clones giving a better fertilisation which in turn leads to a more productive seed set and an ever expanding colony.



Erythronium californicum which again is best raised from seed, but is widely available as 'White Beauty' brings white into the mix.



Erythronium 'White Beauty' infiltrated by a single flower of *Erythronium hendersonii* towards the front.



Erythronium 'Minnehaha' is another really good white for the garden it is a hybrid between *E.* 'White Beauty' and *E.* oregonum. Both of these white cultivars will set some seed although in my experience the number of seeds in a capsule is about a quarter of that you get from the species – the seedlings generally look similar to the parent maybe with slight variations.



The most commonly seen yellow ones are forms and hybrids involving **Erythronium tuolumnense** and we have a number of forms of this species, some raised from seed. Some clones are among the first to flower, over a month ago, but other forms such as this one are just starting to flower now. Hybrids of this species such as ‘Pagoda’ are widely available in the trade but my favourite yellow hybrid, *Erythronium* ‘Susannah’, is occasionally offered.



From the left are hybrids *Erythronium* ‘Susannah’, its slightly paler sister seedling, *Erythronium* ‘Eirene’ and the deep yellow species *Erythronium tuolumnense*.



Erythronium 'Susannah' and 'Eirene'



It is not just the mass plantings of Erythroniums in the garden we have them popping up in many habitats such as this raised bed with my pet Dandelion at one corner and some small white Erythronium howellii at the other.



The small white **Erythronium howellii** and the taller pink **Erythronium revolutum** were sown directly as seed.



Erythronium howellii



Erythronium revolutum and oregonum



Erythronium revolutum

This week I am sharing just a small selection of the 400 plus pictures that I have taken this week showing how the erythroniums blend in with the other plants in the garden in a range of habitats and settings.




Take note of how all the plants grow as a community.





A carpet of growth covers the ground while the buds on the trees are opening to release their leaves which will expand into a colourful canopy above my head.



Erythronium, Fritillaria and Trillium flowering among a sea of foliage.



A beautiful *Erythronium hendersonii* hybrid 'Ardovie Bliss'.




Erythronium hendersonii



Erythronium hendersonii and the yellow **Erythronium grandiflorum**.



Erythronium grandiflorum along with **Erythronium californicum** flowers float above a sea of **Anemone x seemanii**.



After the original plantings we work with nature leaving the plants to increase naturally by seed or vegetatively.



The small yellow **Erythronium americanum** spreads by stolons while the other Erythroniums and Narcissus cyclamineus seed around.



This is the proliferating form of **Erythronium americanum** which produces masses of single leaved bulbs at the end of stolons. Leave it alone after you plant it and in time some of those bulbs towards the centre of the colony will mature to flowering size but always more stolons spread outwards like scouts seeking new territory.




Small trees and shrubs such as **Rhododendron dendrocharis** provide form and structure on and around the wall.



We selected **Erythronium americanum 'Craigton Flower'** because it matures to flower more freely.



***Erythronium americanum* 'Craigton Flower' and *E. revolutum* with *Jeffersonii dubia*.**







Here a group of *Erythronium revolutum* are seeding around the path in front of *Trillium grandiflorum*.



View up a garden path.



It is only because of the paving slabs that we can walk on the paths - even then we have to step carefully over the plants that now surround them.




View up a garden path.



Self-sown *Erythronium revolutum*



The view across the rock garden towards the erythronium plunge frames.




Erythroniums including some, centre right, from the sibiricum complex.



Erythronium sibiricum complex



Erythronium 'Susannah' and 'Eirene'



If you want to see more I leave you this week with a link to the latest [Bulb Log Video Diary](#) on Erythronium.....